

Frequently Asked Questions (FAQs) related to Scholarship Programme for Diaspora Children Portal

Q1. What is the Scholarship Programme for Diaspora Children (SPDC)?

SPDC Scheme is a scholarship scheme being implemented by the Ministry of External Affairs to assist children of NRIs, PIOs pursue under graduate courses (except medical courses) in Indian Institutions & Universities by providing Scholarship to the extent of 75% of the total Institutional Economic Cost.

Q2. Is a candidate born outside India, whose parents are neither Person of Indian Origin (PIO) nor a Non Resident Indian (NRI), eligible for scholarship under SPDC?

Ans. No. The SPDC Scheme is for the children of PIOs or NRIs for pursuing higher studies in select institutions in India. In cases where the candidate is born outside India and his/her parents are neither a PIO nor an NRI, are **not** eligible for any benefit under the scheme.

Q3. What is the procedure for applying for SPDC?

Ans. As per the Guidelines of SPDC 2016-17, the salient features of the scheme are –

Application Process.

- a) Students who have already secured admission in Indian Institutions are eligible to apply
- b) Admission in Under Graduate Course is permitted only in Central Universities, NAAC “A” Grade Institutions, Central Universities, National Institutes of Technology (NITs), School of Planning & Architecture (SPAs), International Institute of information Technology (IIITs) as covered under DASA Scheme.
- c) Online application System only
- d) All requisite Certificates towards Income Criteria, Date of Birth, Marks List, Undertaking by the Institution etc. to be uploaded at the time of application.

Q4. Who can apply for SPDC?

Ans. SPDC Scholarship is applicable to Children of NRIs & PIOs who want to study **Under-Graduate** Courses in following Indian Institutions & Universities.

- i. Central Universities of India offering Under Graduate Courses;
- ii. ‘A’ Grade Institutions accredited by National Assessment and Accreditation Council (NAAC) and recognized by UGC
- iii. National Institutes of Technology (NITs), Schools of Planning and Architecture and Indian Institutes of Information Technology (IIITs) through DASA Scheme

IMPORTANT - At the time of applying for SPDC, it is imperative that the Institution is NAAC 'A' Grade. In case, the Institution / University is not graded 'A' after sometime, the scholarship of the candidate will not be affected and shall continue till the end of the Course.

Q5. Which countries are covered under SPDC?

Ans. SPDC is applicable to NRIs and PIOs residing in 66 countries, List of Countries is www.mea.gov.in/SPDC.htm (link) and children of Indian Workers in ECR countries studying in India.

Q6. What is the minimum marks that an applicant must obtain to apply for SPDC?

Ans. The candidate must have secured at least 60% aggregate (equivalent CGPA 6.4) marks in the qualifying examination, i.e. Grade 12 or equivalent Grade.

CGPA can be converted to Percentage as follows –

$$\text{Overall CGPA} \times 9.5 = \text{Percentage}$$

Q7. What is Institutional Economic Cost (IEC).

Ans. IEC comprises Tuition Fee, Hostel Accommodation Fee, Examination Charges, Registration Charges and other Institutional Charges (except food).

Q8. My child has applied under DASA Scheme. Is he/she also eligible for SPDC?

Ans. Applicants of DASA Scheme can also apply for SPDC Scheme, subject to fulfilment of all eligibility conditions of SPDC scheme.

DASA Scheme & SPDC Scheme are different Schemes being implemented by the Government of India. Candidates securing admission under DASA Scheme are also eligible to apply for SPDC Scheme.

Q9. I have secured admission in National Institute of Technology. The IEC is USD\$ 7000 (all charges). Will my scholarship amount be 75% of 7000, equalling USD 5250?

Ans. The maximum Scholarship amount is USD\$ 4000 only.

(a) **In the First Year:** Partial financial assistance to the extent of 75% of the total **Institutional Economic Cost (IEC)** subject to a maximum of US \$ Four Thousand (US\$ 4,000) per annum in respect of NITs and other institutions covered under DASA Scheme with effect from the academic year 2011-2012 (pertaining to those Institutes who had increased Tuition Fee for the Academic Year 2011-12 and onwards);

And where there is no increase in tuition fees for the academic year 2011-2012, the existing limit of 75% of IEC or US\$ 3600, whichever is less would continue and would be made by the Ministry of External Affairs, Government of India to the applicants selected for the SPDC scheme. IEC includes Tuition fee, Hostel fee & other institutional charges. (Food charges are excluded).

(b) **For Second and Subsequent Years:** The parameters for continuation of scholarship to selected applicants for the second and subsequent years of study are as follows:

(i) Students securing 50% marks in aggregate in an academic year with clear pass marks in all subjects of study, would be eligible to receive the maximum admissible scholarship i.e. 75% of IEC or US\$ Four Thousand only (US\$ 4,000), in respect of NITs, IITs, Schools of Planning and Architecture, 'A' Grade institutions accredited by NAAC and recognized by UGC and other institutions covered under DASA Scheme with effect from the academic year 2016-17 and where there is no increase in tuition fees for the academic year 2011-12, the existing limit of 75% of IEC or US\$ 3600, whichever is less, in the following year of study.

(ii) Students, who secure less than 50% marks in aggregate in an academic year and have obtained clear pass marks in all subjects of study, would be eligible to receive 90% of the scholarship admissible under paragraph 7(b) (i) above, in the following year of study.

(iii) Students, who could not secure clear pass marks in all subjects but have been promoted by the Institute/University to the next academic year, would be eligible to receive 50% of the scholarship admissible under paragraph 7(b) (i) above in the following year of study.

(iv) Students, who have not been promoted to the next academic year, would not be eligible for grant of any further scholarship.

Q10. Do I have to pay any charge for submitting my application for SPDC?

Ans. There are no charges for applying to SPDC.

Q11. what is the last date for submitting applications?

Ans. You can submit application form online from 23rd August to 15th November, through the SPDC portal.

Q12. when will the selected candidates be informed about grant of scholarships?

Ans. All candidates who have been awarded scholarship under SPDC will be informed about their selection on or around October/November, 2016. This list of awardees will also be uploaded on the SPDC portal.

Q13. If the child is not able to appear for a Semester due to medical reasons or family conditions, will the Scholarship be continued?

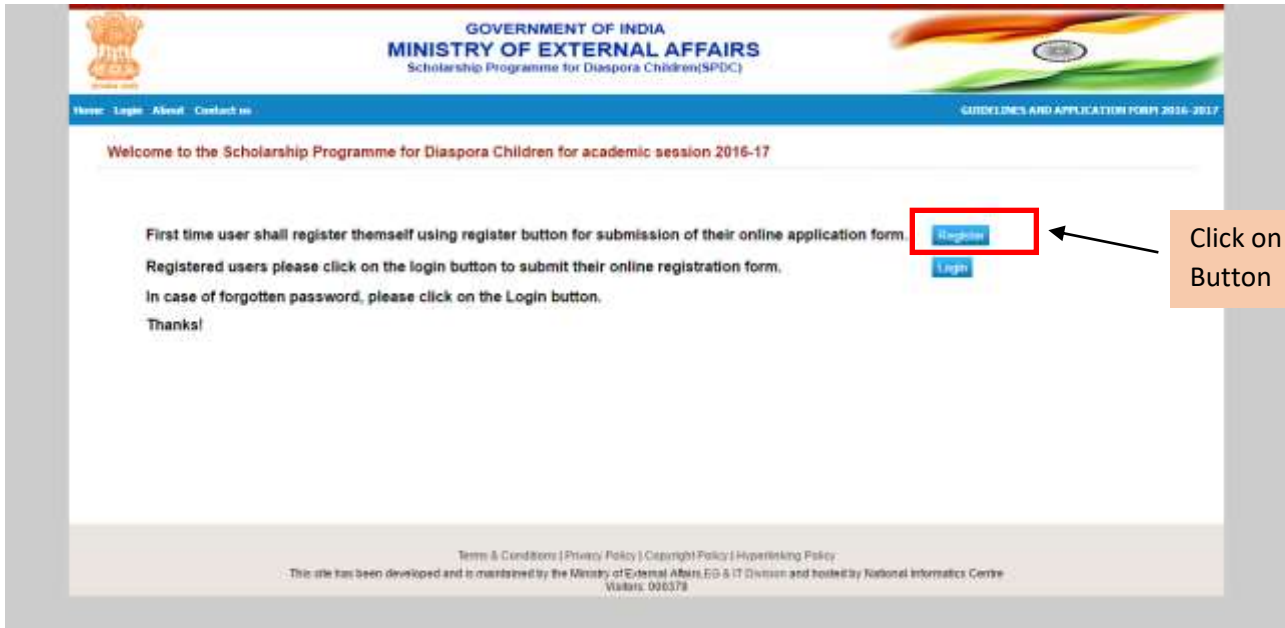
Ans. There are times when a candidate has to drop a Semester due to health conditions or family circumstances. In such cases, Scholarship will be continued to the candidate only if the candidate is promoted to next Academic Year by the Institution.

If the candidate has not all subjects pertaining to that Year Students who could not secure clear pass marks in all subjects but have been promoted by the Institution/ University to the next academic year, would be eligible to receive only 50% of the admissible scholarship amount.

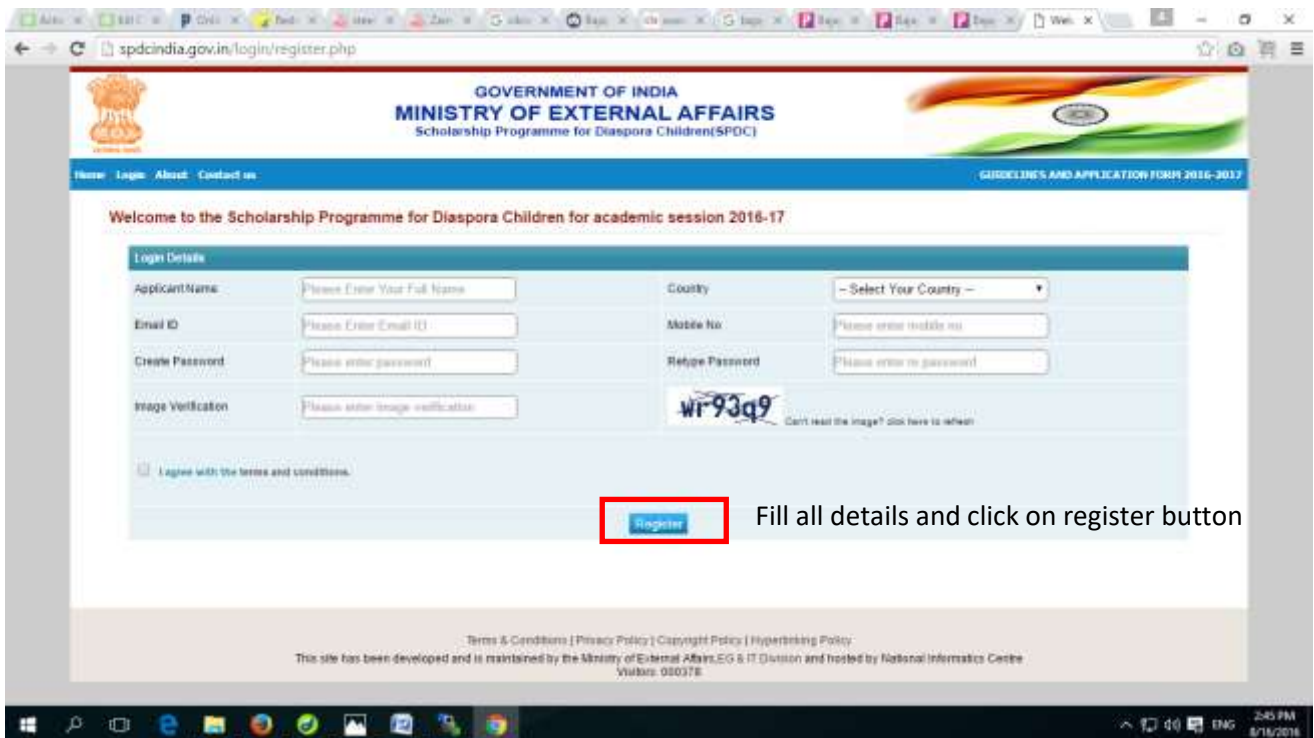
USER MANUAL FOR SPDC PORTAL

1) How to register on this Portal?

a) Step 1



b) Step 2



c) Step 3

SPDC India <spdcindia@mea.gov.in> Aug 17 (2 days ago) ☆


to me ▾

Date : 17-08-2016
Please click on the below link to verify your Email address :

*****ACTIVATION LINK***** http://spdcindia.gov.in/login/activate.php?user=6974ce5ac660610b44d9b9fed0ff9548&activ_code=1d6408264d31d453d556c60fe7d0459e
MEA SPDC Support Team

THIS IS AN AUTOMATED RESPONSE.
DO NOT RESPOND TO THIS EMAIL

Click on the link to activate your email verification



After Clicking on verification link, you will receive Message regarding successful registration on your registered email id.

Registration on spdcindia.gov.in


SPDC India <spdcindia@mea.gov.in> Aug 17 (2 days ago) ☆

to me ▾

Date : 17-08-2016
You have successfully registered on the MEA Portal for online processing of SPDC Online Application.

Please login with your email address as username and the password created at the time of registration to apply online for Scholarship Programme for Diaspora Children.
MEA SPDC Support Team

THIS IS AN AUTOMATED RESPONSE.
DO NOT RESPOND TO THIS EMAIL



2. How to login on this Portal?

The screenshot shows the login page for the Scholarship Programme for Diaspora Children (SPDC) portal. The page header includes the Government of India logo, the Ministry of External Affairs, and the SPDC logo. The main heading reads "Welcome to the Scholarship Programme for Diaspora Children for academic session 2016-17". Below this, there is a login form with the following fields:

- Email ID:
- Password:
- Image Verification:

Annotations on the screenshot:

- An orange callout box with an arrow pointing to the Email ID field contains the text: "Email-id with which registration has been done".
- Another orange callout box with an arrow pointing to the Password field contains the text: "Put the same password as you have entered during registration."

At the bottom of the page, there are links for "Terms & Conditions", "Privacy Policy", "Copyright Policy", and "Hyperlinking Policy". A footer note states: "This site has been developed and is maintained by the Ministry of External Affairs, E.G. & IT Division and hosted by National Informatics Centre. Visitors: 009378". The system tray at the bottom right shows the time as 2:46 PM on 8/16/2016.

3. Procedure for filling of information regarding PIO/OCI Applicant

a. For PIO/OCI applicant:- Select 'YES' if you have PIO/OCI Card

**GOVERNMENT OF INDIA
MINISTRY OF EXTERNAL AFFAIRS
Scholarship Programme for Diaspora Children (SPDC)**

Welcome Nishi Kant Singh to Scholarship Programme for Diaspora Children (SPDC) for study in higher and technical institutions in India for the academic year 2016-17

Alert - Please read the guidelines before filling the form

APPLICATION FORM
Step 1: Filling up of Personal Details

*1. Name: First Name Middle Name Last Name

*2. Gender: Male Female

*3. Date of Birth: [Date Picker]
Age group of 17 to 21 years as on 1st October 2016.

*4. Category: Person of Indian Origin (PIO) Non-resident Indian (NRI) Children of Indian Workers in ECR Countries (studying/studied outside India) Children of Indian Workers in ECR Countries (studying in India)

* Do you hold PIO/OCI card? Yes No

* PIO/OCI Card No.: [Text Field]
You have to upload the copy of PIO/OCI card

*5. Citizen of: [Country Name]
* Concerned Indian Mission/Consulate: [Country Name]

*6. Country where you appeared for the Qualifying Examination: [Country of qualifying Exam]

8. Name and Address of Parents/Guardian

i. Father Details: Name, Address, Country of Residence

ii. Mother Details: Name, Address, Country of Residence

iii. Guardian Details: Name, Address, Country

ii. Contact Address of Applicant (Abroad and in India)

iii. In India (If any): Address Line 1, Address Line 2, City/Town, State/Province/Region, Zip/Postal Code, Country, Phone Number, Mobile Number

iv. Country of Residence: Address Line 1, Address Line 2, City/Town, State/Province/Region, Zip/Postal Code, Country, Phone Number, Mobile Number

9. Email (mandatory): nishkantsingh05@gmail.com

iii. Details of your Passport: (Copy to be enclosed)

Passport Number: [Text Field] Place of Issuance of Passport: [Text Field]

Country where passport was issued: [Country Name]

Date of Issue: [Date Picker] Valid up to: [Date Picker]

[Save the form & Take me to the next step](#)

Terms & Conditions | Privacy Policy | Copyright Policy | Hyperlinking Policy
This site has been developed and is maintained by the Ministry of External Affairs EG & IT Division and hosted by National Informatics Centre
Visitors: 006378

b. For PIO/OCI applicant: - Select 'NO' if you do not have PIO/OCI Card and upload undertaking as per the format given in link.

GOVERNMENT OF INDIA
MINISTRY OF EXTERNAL AFFAIRS
Scholarship Programme for Diaspora Children (SPDC)

Welcome Nishi Kant Singh to Scholarship Programme for Diaspora Children (SPDC) for study in higher and technical institutions in India for the academic year 2016-17

Alert - Please read the guidelines before filling the form

APPLICATION FORM

Step 1: Filling up of Personal Details

1. Name: First Name, Middle Name, Last Name

2. Gender: Male, Female

3. Date of Birth: [Date Picker] Age group of 17 to 25 years as on 1st October 2016.

4. Category: Person of Indian Origin (PIO), Non-resident Indian (NRI), Children of Indian Workers in ECR Countries (studying/retired outside India), Children of Indian Workers in ECR Countries (working in India)

5. Do you hold PIO/OCI card? Yes, No, No

6. Proof of Indian origin countersigned and stamped by Head of Indian Mission is to be mandatorily submitted as per Format of Appendix B

7. Country where you appeared for the Qualifying Examination: Country of qualifying Exam

8. Name and Address of Parents/Guardian

8.1. Father Details: Name, Address, Country

8.2. Guardian Details: Name, Address, Country

9. Contact Address of Applicant (Abroad and in India)

9.1. In India (if any): Address Line 1, Address Line 2, City/Town, State/Province/Region, Zip/Postal Code, Country

9.2. Country of Residence: Address Line 1, Address Line 2, City/Town, State/Province/Region, Zip/Postal Code, Country

10. Email (mandatory): nishkant Singh@gmail.com


11. Details of your Passport: (Copy to be enclosed)


Passport Number, Place of issuance of Passport, Country where passport was issued, Date of issue, Valid up to

Save the form & Take me to the next step

Terms & Conditions | Privacy Policy | Copyright Policy | Hyperlinking Policy
This site has been developed and is maintained by the Ministry of External Affairs EG & IT Division and hosted by National Informatics Centre
Visitors: 000378

4. Procedure for filling of information regarding NRI Applicant

 **GOVERNMENT OF INDIA**
MINISTRY OF EXTERNAL AFFAIRS
Scholarship Programme for Diaspora Children (SPDC)



Home Apply Change Password Logout GUIDELINES AND APPLICATION FORM 2016-2017

Welcome Nishi Kant Singh to Scholarship Programme for Diaspora Children (SPDC) for study in higher and technical institutions in India for the academic year 2016-17

Alert - Please read the guidelines before filling the form

APPLICATION FORM

Step 1 : Filling up of Personal Details

*1. Name:

*2. Gender: Male Female *3. Date of Birth:
Age group of 17 to 21 years as on 1st October 2016.

4. Category (Please see Guideline for details): Non-resident Indian (NRI)
 Children of Indian Workers in EC&R Countries (studying/studied outside India)
 Children of Indian Workers in EC&R Countries (studying in India)

*5. Country of Residence:
* Concerned Indian Mission/Consulate:

*7. Country where you appeared for the Qualifying Examination:

8. Name and Address of Parents/Guardian

i). Father Details		ii). Mother Details		iii). Guardian Details	
Name:	<input type="text" value="Full Name"/>	Name:	<input type="text" value="Full Name"/>	Name:	<input type="text" value="Full Name"/>
Address:	<input type="text" value="Address"/>	Address:	<input type="text" value="Address"/>	Address:	<input type="text" value="Address"/>
Country:	<input type="text" value="Country of Residence"/>	Country:	<input type="text" value="Country of Residence"/>	Country:	<input type="text" value="Country"/>
Work Permit:	<input type="text" value="Valid Work Permit No."/>	Work Permit:	<input type="text" value="Valid Work Permit No."/>		
Employer Name:	<input type="text" value="Name Of Employer"/>	Employer Name:	<input type="text" value="Name Of Employer"/>		
Occupation/Position:	<input type="text" value="Occupation/Position"/>	Occupation/Position:	<input type="text" value="Occupation/Position"/>		

ii). Contact Address of Applicant (Abroad and in India)

% In India (if any)		% Country of Residence	
Address Line 1:	<input type="text" value="Street address, P.O. box, company name, etc."/>	Address Line 1:	<input type="text" value="Street address, P.O. box, company name, etc."/>
Address Line 2:	<input type="text" value="Apartment, suite, unit, building floor, etc."/>	Address Line 2:	<input type="text" value="Apartment, suite, unit, building floor, etc."/>
City / Town:	<input type="text" value="City"/>	City / Town:	<input type="text" value="City"/>
State / Province / Region:	<input type="text" value="State / province / region"/>	State / Province / Region:	<input type="text" value="State / province / region"/>
Zip / Postal Code:	<input type="text" value="zip or postal code"/>	Zip / Postal Code:	<input type="text" value="zip or postal code"/>
Country:	<input type="text" value="India"/>	Country:	<input type="text" value="Country Name"/>
Phone Number (Country Code/Area Code):	<input type="text" value="Phone No. with Country code/Area code"/>	Phone Number (Country Code/Area Code):	<input type="text" value="Phone No. with Country code/Area code"/>
Mobile Number (Country Code/Area Code):	<input type="text" value="Mobile No. with Country code/Area code"/>	Mobile Number (Country Code/Area Code):	<input type="text" value="Mobile No. with Country code/Area code"/>

9. Email (mandatory):

*10. Details of your Indian Passport: (Copy to be enclosed)

Passport Number: Place of issuance of Passport:

Country where passport was issued:

Date of issue: Valid up to:


[Save the form & Take me to the next step](#)

Terms & Conditions | Privacy Policy | Copyright Policy | Hyperlinking Policy
This site has been developed and is maintained by the Ministry of External Affairs, E.G & IT Division and hosted by National Informatics Centre
Visitors: 000378

Select nearest Indian Mission/ Consulate

Details of either parents or both shall be filled. Scanned copy of valid work permit to be uploaded.

5. Procedure for filling of information regarding “Children of Indian Workers in ECR Countries (studying/studied outside India)” Applicant

 **GOVERNMENT OF INDIA**
MINISTRY OF EXTERNAL AFFAIRS
Scholarship Programme for Diaspora Children (SPDC)

[Home](#) | [Apply](#) | [Change Password](#) | [Logout](#) GUIDELINES AND APPLICATION FORM 2016-2017

Welcome Nishi Kant Singh to Scholarship Programme for Diaspora Children (SPDC) for study in higher and technical institutions in India for the academic year 2016-17 Alert - PI

APPLICATION FORM

Step 1 : Filling up of Personal Details

*1. Name:

*2. Gender: Male Female *3. Date of Birth: / /
Age group of 17 to 21 years as on 1st October 2016.

4. Category (*see Guideline for details): Children of Indian Workers in ECR Countries (working/studied outside India) Children of Indian Workers in ECR Countries (studying in India)

*5. Country of Residence: Consular Indian Mission

*7. Country where you appeared for the Qualifying Examination:

8. Name and Address of Parents/Guardian

i). Father Details		ii). Mother Details		iii). Guardian Details	
Name:	<input type="text" value="Full Name"/>	Name:	<input type="text" value="Full Name"/>	Name:	<input type="text" value="Full Name"/>
Address:	<input type="text" value="Address"/>	Address:	<input type="text" value="Address"/>	Address:	<input type="text" value="Address"/>
Country:	<input type="text" value="Country of Residence"/>	Country:	<input type="text" value="Country of Residence"/>	Country:	<input type="text" value="Country"/>
Work Permit:	<input type="text" value="Valid Work Permit No."/>	Work Permit:	<input type="text" value="Valid Work Permit No."/>		
Employer Name:	<input type="text" value="Name Of Employer"/>	Employer Name:	<input type="text" value="Name Of Employer"/>		
Occupation/Position:	<input type="text" value="Occupation/Position"/>	Occupation/Position:	<input type="text" value="Occupation/Position"/>		

9. Contact Address of Applicant (Abroad and in India)

% In India (if any)		% Country of Residence	
Address Line 1	<input type="text" value="Street address, P.O. box, company name, etc."/>	Address Line 1	<input type="text" value="Street address, P.O. box, company name, etc."/>
Address Line 2	<input type="text" value="Apartment, suite, unit, building floor, etc."/>	Address Line 2	<input type="text" value="Apartment, suite, unit, building floor, etc."/>
City / Town	<input type="text" value="City"/>	City / Town	<input type="text" value="City"/>
State / Province / Region	<input type="text" value="State / province / region"/>	State / Province / Region	<input type="text" value="State / province / region"/>
Zip / Postal Code	<input type="text" value="Zip or postal code"/>	Zip / Postal Code	<input type="text" value="Zip or postal code"/>
Country	<input type="text" value="India"/>	Country:	<input type="text" value="Country Name"/>
Phone Number (Country Code/Area Code)	<input type="text" value="Phone No. with Country code/Area code"/>	Phone Number (Country Code/Area Code)	<input type="text" value="Phone No. with Country code/Area code"/>
Mobile Number (Country Code/Area Code)	<input type="text" value="Mobile No. with Country code/Area code"/>	Mobile Number (Country Code/Area Code)	<input type="text" value="Mobile No. with Country code/Area code"/>

9. Email (mandatory):

*10. Details of your Indian Passport: (Copy to be enclosed)

Passport Number: Place of issuance of Passport:

Country where passport was issued:

Date of issue: Valid up to:

[Save the form & Take me to the next step](#)

Terms & Conditions | Privacy Policy | Copyright Policy | Hyperlinking Policy
This site has been developed and is maintained by the Ministry of External Affairs, EO & IT Division and hosted by National Informatics Centre
Visitors: 000378

Select nearest Indian Mission/ Consulate

Details of either parents or both shall be filled. Scanned copy of valid work permit to be uploaded.

6. Procedure for filling of information regarding “Children of Indian Workers in ECR Countries (studying in India)” Applicant

**GOVERNMENT OF INDIA
MINISTRY OF EXTERNAL AFFAIRS
Scholarship Programme for Diaspora Children (SPDC)**

Home Apply Change Password Logout GUIDELINES AND APPLICATION FORM 2016-2017

Welcome Nishi Kant Singh to Scholarship Programme for Diaspora Children (SPDC) for study in higher and technical institutions in India for the academic year 2016-17

Alert - Please read the guide

APPLICATION FORM
Step 1 : Filling up of Personal Details

1. Name: First Name Middle Name Last Name

2. Gender: Male Female 3. Date of Birth: [Date Picker] **Age group of 17 to 21 years as on 1st October 2016.**

4. Category (Please see Guideline for details):
 Person of Indian Origin (PIO)
 Non-resident Indian (NRI)
 Children of Indian Workers in ECR Countries (who have not worked outside India)
 Children of Indian Workers in ECR Countries (studying in India)

5. Country of Residence: India
 Country of residence of father/mother with valid work permit: Select
 Contained Indian Mission/Consulate: Country Name

7. Country where you appeared for the Qualifying Examination: India

8. Name and Address of Parents/Guardian

I. Father Details		II. Mother Details		III. Guardian Details	
Name:	Full Name	Name:	Full Name	Name:	Full Name
Address:	Address	Address:	Address	Address:	Address
Country:	Country of Residence	Country:	Country of Residence	Country:	Country
Work Permit:	Valid Work Permit No.	Work Permit:	Valid Work Permit No.		
Employer Name:	Name Of Employer	Employer Name:	Name Of Employer		
Occupation/Position:	Occupation/Position	Occupation/Position:	Occupation/Position		

9. Contact Address of Applicant (Abroad and in India)

9. In India (If any)

Address Line 1: Street address, P.O. box, company name, etc.
 Address Line 2: Apartment, suite, unit, building, floor, etc.
 City / Town: City
 State / Province / Region: State / province / region
 Zip / Postal Code: Zip or postal code
 Country: India
 Phone Number (Country Code/Area Code): Phone No. with Country code/Area code
 Mobile Number (Country Code/Area Code): Mobile No. with Country code/Area code

10. Email (mandatory): nishikantsinghs@gmail.com

11. Details of your Indian Passport (Copy to be enclosed)

Passport Number: [Text Box] Place of issuance of Passport: [Text Box]
 Country where passport was issued: India
 Date of Issue: [Date Picker] Valid up to: [Date Picker]

Save the form & Take me to the next step


Terms & Conditions | Privacy Policy | Copyright Policy | Spamming Policy
 This site has been developed and is maintained by the Ministry of External Affairs E-G & IT Division and hosted by National Informatics Centre.
 Visitors: 009378

Select nearest Indian Mission/ Consulate for country of residence of parents


Details of either parents or both shall be filled. Scanned copy of valid work permit to be uploaded.

For applicant falling under category ‘For children of Indian workers in ECR Countries (studying in India)’ this section is optional. For applicants belonging to remaining categories, this section is mandatory.

7. After completing the Personal Details, applicants of all category has to fill the next section of “Educational details” (Common for all category)



GOVERNMENT OF INDIA
MINISTRY OF EXTERNAL AFFAIRS
Scholarship Programme for Diaspora Children (SPDC)



Home Apply Change Password Logout
GUIDELINES AND APPLICATION FORM 2016-2017

Welcome Nishi Kant Singh to Scholarship Programme for Diaspora Children (SPDC) for study in higher and technical institutions in India for the academic year 2016-17

• Your Personal Details successfully Submitted.

Select **Institute category** from the drop down menu

In-case of '**Others**', please write the name of the Institute

Select **Course Name** from the drop down menu

Aggregate Marks in % age has to be filled mandatorily. For converting CGPA into aggregate marks in % age, kindly see the convertor.

APPLICATION FORM

Step 2 : Filling up of Educational Details

*11. Name of Institute where you have obtained admission - (Please see Guideline for details)

*a). Category of Institution:

*b). Name of Institute:

*c). Name of the Course of study in which you have been admitted :

*d). Course duration (only academic year/semester of year 2016-17- (Please do not include internship period)

* From * To

*e). Address of Institute:

Street No.

City / Town

State

*12. Details of Qualifying Examination (Grade 12/ 10+2 or equivalent) (Copies of mark sheets/transcripts to be enclosed as attachment)

Indicative CGPA Converter

Name of Examination	Complete name of School/College	Location of the School & Country	Name of Board/University	Month & Year in which Passed	Medium of Instruction in Qualifying Exam	Subjects Studied	Aggregate %age	CGPA
<input type="text" value="Examination Name"/>	<input type="text" value="College/School Name"/>	<input type="text" value="Location"/>	<input type="text" value="Board Name"/>	<input type="text" value="MM-YYYY"/>	<input type="text" value="Medium of Instruction"/>	<input type="text" value="Write with comma separated"/>	<input style="border: 2px solid red;" type="text" value="100"/>	<input style="border: 2px solid red;" type="text" value="CGPA"/>

* Marks in English (Grade 12)

In Percentage In CGPA

*13. Provide your Five year Education details


Class	Complete name of School/College	Location	Country	Passing Year
7	<input type="text" value="Institution Name"/>	<input type="text" value="Location"/>	<input type="text" value="Country of Residence"/>	<input type="text" value="Passing Year"/>
8	<input type="text" value="Institution Name"/>	<input type="text" value="Location"/>	<input type="text" value="Country of Residence"/>	<input type="text" value="Passing Year"/>
9	<input type="text" value="Institution Name"/>	<input type="text" value="Location"/>	<input type="text" value="Country of Residence"/>	<input type="text" value="Passing Year"/>
10	<input type="text" value="Institution Name"/>	<input type="text" value="Location"/>	<input type="text" value="Country of Residence"/>	<input type="text" value="Passing Year"/>
11	<input type="text" value="Institution Name"/>	<input type="text" value="Location"/>	<input type="text" value="Country of Residence"/>	<input type="text" value="Passing Year"/>

Save the form & Take me to the next step

Terms & Conditions | Privacy Policy | Copyright Policy | Hyperlinking Policy
 This site has been developed and is maintained by the Ministry of External Affairs, EG & IT Division and hosted by National Informatics Centre
 Visitors: 000378

8. After completing the Educational details, Applicant is required to upload the documents in the next section.

a. **Instruction for uploading passport size Photograph:**



- Photograph must be a recent passport size.
- The picture should be in colour, against a light-coloured, preferably white, background.
- Look straight at the camera with a relaxed face.
- If the picture is taken on a sunny day, have the sun behind you, or place yourself in the shade, so that you are not squinting and there are no harsh shadows.
- If you have to use flash, ensure there's no "red-eye".
- If you wear glasses make sure that there are no reflections and your eyes can be clearly seen.
- Caps, hats and dark glasses are not acceptable. Religious headwear is allowed but it must not cover your face.
- If the size of the file is more than 50 KB, then adjust the settings of the scanner such as the DPI resolution, no. of colours etc., during the process of scanning.
- **Dimension of the Passport size Photograph to be uploaded:-**
 - **Width: 100 px to 200 px**
 - **Height: 120 px to 230 px**
 - **Dimension: 200 x 230 pixels (preferred)**
 - **Size of File: 20 to 50 Kb.**
- Ensure that the size of the scanned image is not more than 50KB.

(ii) **Instruction for uploading Signature Image:**



- The applicant has to sign on white paper with Black Ink pen.
- The signature must be signed only by the applicant and not by any other person.
- If the Applicant's signature on the answer script, at the time of the examination, does not match the signature on the Attendance Sheet, the applicant will be disqualified.
- **Dimension of the Scanned Signature to be uploaded:-**
 - **Width: 100 px to 140 px**
 - **Height: 40 px to 60 px**
 - **Dimension: 140 x 60 pixels (preferred)**
 - **Size of File: 10 to 20 Kb.**
- Ensure that the size of the scanned image is not more than 20KB.

(iii) Upload the remaining documents in pdf format only and the size of the file should not be more than 500 Kb.

9. After uploading all required documents, there is an option for editing the application as shown below

PERSONAL DETAILS

1. Name: Mishi Kant Singh
 2. Gender: Male
 3. Date of Birth: 01-02-1987
 4. Category: Citizens of India (Workers in ECER Countries (studying/employed outside India))

5. Country of Residence: Sudan
 6. Country where you appeared for the qualifying Examination: Sudan
 7. Country of Residence: Sudan
 8. Country where you appeared for the qualifying Examination: Sudan

8. Name and Address of Parents/Guardian

8.1. Father Details
 Name: Father Name
 Address: Dummy Father address
 City: Ghat
 Work Place: VCDP96781
 Telephone Number: Father Name
 Occupation/Profession: Professor

8.2. Mother Details
 Name: Mother Name
 Address: Dummy Mother address
 City: Jantar
 Work Place:
 Telephone Number:
 Occupation/Profession:

8.3. Guardian Details
 Name:
 Address:
 City:

8.4. Contact Address (Abroad and in India)

8.5. Country of Residence
 8.6. In India (if any)

9. Email (Secondary): mshikant Singh@gmail.com
 10. Details of your Passport
 Passport Number: PAV0121
 Country where passport was issued: India
 Date of Issue: 01-08-2006
 Valid up to: 31-08-2016
 Place of issuance of Passport: Delhi

EDUCATIONAL DETAILS

11. Name of Institute where you have obtained admission:
 12. Category of Institution: Central Universities of India
 13. Name of Institute: Central University of Punjab
 14. Name of the course of study in which you have been admitted: Sciences B.Sc.
 15. Date of admission (only applicant must mention of year 2015-17. (Please do not include intermediate grade))
 From August-2016 To August-2018
 16. Address of Institute:
 Street No. Street Address
 City / Town City
 State State
 Zip / Postal Code Zip / Postal Code
 Country Country
 17. Details of Qualifying Examination (Grade 10, 12 or equivalent) (Copies of mark sheets/transcripts to be enclosed as attachment)

Name of Institution	Complete name of School/College	Location of the School & Country	Name of Board/University	Month & Year in which Passed	Medium of instruction in Qualifying Exam	Subjects Studied	Aggregate Range	Grade
XII	Richard Name	Location of School	IBSE	08-2016	English	eng, Sci, Maths	70 %	A

18. Marks in English (Grade 10)

Class	Complete name of School/College	Location	Country	Passing Year
7	Richard Name	India	India	2014
8	Richard Name	India	India	2016
9	Richard Name	India	India	2018
10	Richard Name	India	India	2018
11	Richard Name	India	India	2018

DOCUMENT DETAILS

19. Your Passport Size Image
 20. Your Signature
 21. Proof of Residence in Foreign Country (If any)
 22. Upload Copy of Indian Passport
 23. Declaration by parent/guardian
 24. Signed Money Certificate of guardian
 25. Institute Acknowledging
 26. Copy of Admission letter from the Institution for Under Graduate Course of study, duly stamped and signed by the institution.
 27. Upload the documentary proof of class 7
 28. Upload the documentary proof of class 8
 29. Upload the documentary proof of class 9
 30. Upload the documentary proof of class 10
 31. Upload the documentary proof of class 11
 32. Upload the documentary proof of class 12
 33. Copy of parent's valid bank passbook. (Copies of passbook to be foreign language)

Buttons: Edit Personal Details, Edit Educational Details, Update Uploaded Documents, Generate Reference No

After Editing has been done then click on 'Generate Reference No' Button. After Clicking on this button form will get submitted online. *No editing of online application could be done after clicking this button.*

10. Acknowledgement Receipt on successful submission of online application form:-



Welcome Nishi Kant Singh to Scholarship Programme for Diaspora Children (SPDC) for study in higher and technical institutions in India for the academic year 2016-17

Thank You!

Your Application submitted successfully!

Your Reference Number is : SU1708162 (Please Note this reference for future communication)

A confirmation email has been sent to your registered email address (don't forget to check your spam folder).

[Terms & Conditions](#) | [Privacy Policy](#) | [Copyright Policy](#) | [Hyperlinking Policy](#)

This site has been developed and is maintained by the Ministry of External Affairs, EG & IT Division and hosted by National Informatics Centre
Visitors: 000378



Please check your registered email id for receipt of acknowledgement email.

11. Applicant can view his/her application form and can check status online as follows:-

The screenshot shows the user interface of the Scholarship Programme for Diaspora Children (SPDC) portal. At the top, there is a header with the Government of India logo, the Ministry of External Affairs name, and the SPDC logo. Below this is a navigation bar with links for Home, Apply, Change Password, and Logout, and a title for the guidelines and application form for 2016-2017. A welcome message is displayed for Nishi Kant Singh. The main content area features a table titled 'Application Details' with columns for App_id, Applicant Name, Course, Mission/Post, Application Stage, Status, and Action. The first row shows an application for John Hawkis, Sciences B.Sc, Kharطوم, with a status of 'Status Pending' and a 'View' button. Two callout boxes with arrows point to the 'Status Pending' and 'View' elements, with labels 'Check for Status' and 'For Viewing Submitted Application Form' respectively. The footer contains terms and conditions, a development note, and a visitor count.

Application Details						
App_id	Applicant Name	Course	Mission/Post	Application Stage	Status	Action
SU1708162	John Hawkis	Sciences B.Sc	Kharطوم	Application Submitted Successfully	Status Pending	View

Check for Status

For Viewing Submitted Application Form

Terms & Conditions | Privacy Policy | Copyright Policy | Hyperlinking Policy
This site has been developed and is maintained by the Ministry of External Affairs, EG & IT Division and hosted by National Informatics Centre
Visitors: 000378

NOTE: PLEASE REFER TO DETAILED GUIDELINES FOR SCHOLARSHIP PROGRAMME FOR DIASPORA CHILDREN AVAILABLE ON RIGHT HAND SIDE CORNER OF SPDC PORTAL.
